


# Data Sheet for SAW Components

Band25 Rx

Single Filter



---

Product ID: LAS1963A1D

Date: May 20, 2022

Revision: 1.0

---

## Features

- ◆ Package Size : 1.1 x 0.9 x 0.5max mm
- ◆ Single-Ended Input and Output
- ◆ Terminating Impedance : 50  $\Omega$
- ◆ Moisture Sensitivity Level 3
- ◆ ESD Sensitive Device

## Electrical Specifications      Band25 Rx Single Filter

Temperature Range for Specification : -20 to +85 °C

Ant to Rx					Min.	Typ.	Max.	Unit
Insertion Loss								
	1930.6	-	1994.4	MHz	-	2.7	4.2	dB
	1930.6	-	1994.4	MHz		2.7	3.2 <sup>*</sup>	dB
Pass Band Ripple								
	1930.6	-	1994.4	MHz	-	1.7	3.6	dB
VSWR Rx								
	1930.6	-	1994.4	MHz	-	1.7	2.2	-
VSWR Ant								
	1930.6	-	1994.4	MHz	-	1.7	2.2	-
Absolute Attenuation								
	1	-	1850	MHz	30	43	-	dB
	80	-	80	MHz	40	63	-	dB
	699	-	716	MHz	35	44	-	dB
	814	-	849	MHz	35	43	-	dB
	1850	-	1914.4	MHz	38	42	-	dB
	2055	-	2080	MHz	25	32	-	dB
	2080	-	6000	MHz	25	33	-	dB
	2400	-	2500	MHz	35	45	-	dB
	4900	-	5950	MHz	28	33	-	dB
	5790	-	5985	MHz	28	33	-	dB
	7720	-	7980	MHz	20	29	-	dB

\* Room temperature

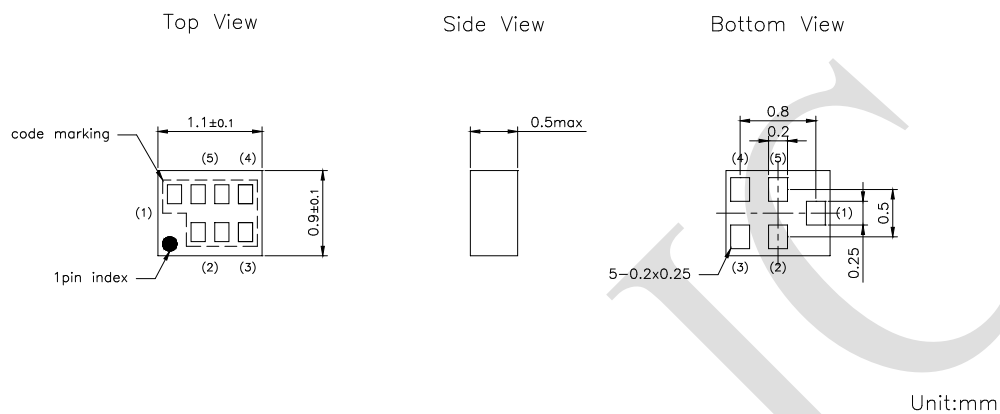
### Maximum Ratings

Item	Rating	Condition / Remark
Storage Temperature	-40 to +85 °C	
DC Voltage	5 V	+25 °C
Input power	+15 dBm	LTE , +55 °C , 3000 h

### Recommended Operating Conditions

Item	Rating	Condition / Remark
Operating Temperature, T <sub>CASE</sub>	-20 to +85 °C	

## Package Information



### Pin Configuration

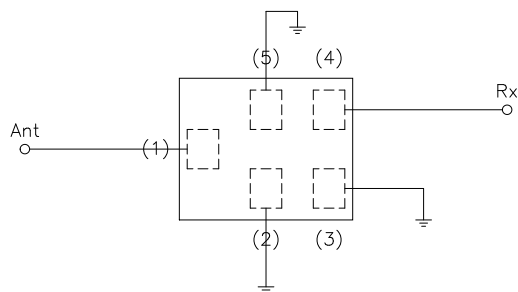
1 : Ant  
 4 : Rx  
 Other : GND

Technical drawing of a mechanical part with dimensions:

- Overall width: 1
- Overall height: 0.75
- Top horizontal segment: 0.8
- Top horizontal segment offset: 0.2
- Left vertical segment: 0.25
- Bottom horizontal segment: 0.6
- Right vertical segment: 0.25
- Right vertical segment offset: 0.5

Unit:mm

## Application Circuit



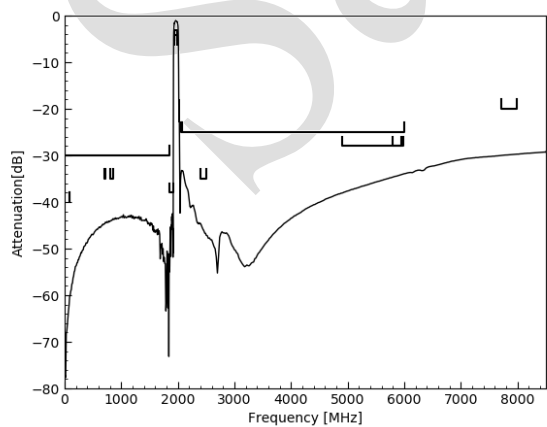
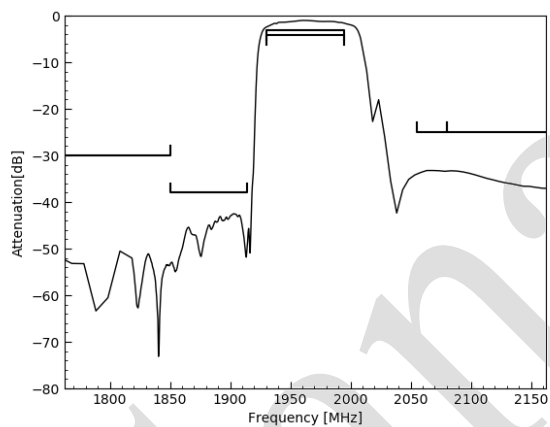
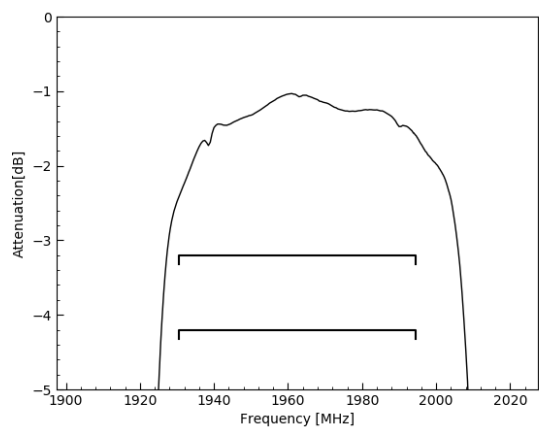
Port	Terminating Z	Matching Component		
Ant	50 $\Omega$			
Rx	50 $\Omega$			

For ESD protection, external shunt inductor at all ports is recommended.

Electrical Characteristics

Band25 Rx Single Filter

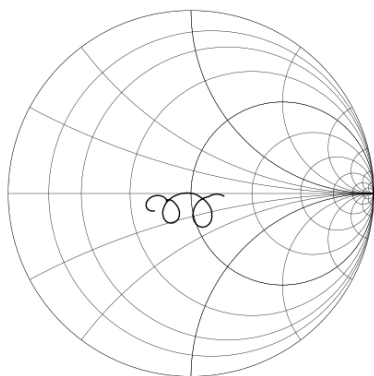
Ant to Rx



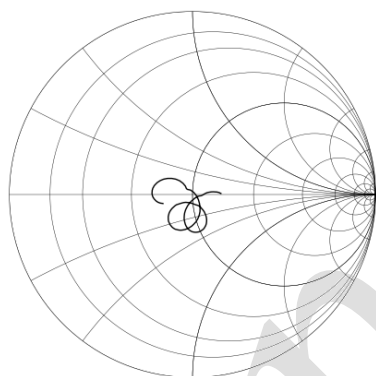
Electrical Characteristics

Band25 Rx Single Filter

Ant Port Impedance

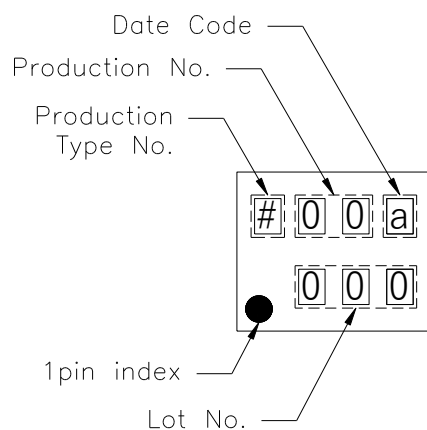


Rx Port Impedance





## Marking Information



Production type No. (S: Sample, P: Production)

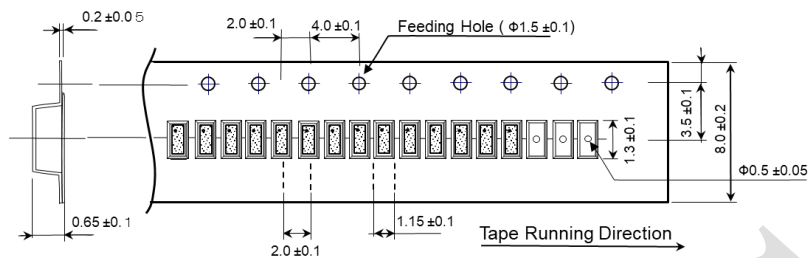
Product No. : 1D

Lot No. (Indicated by 0 ~ 9 or A to Z and a to z, except I, O, i, o and l)

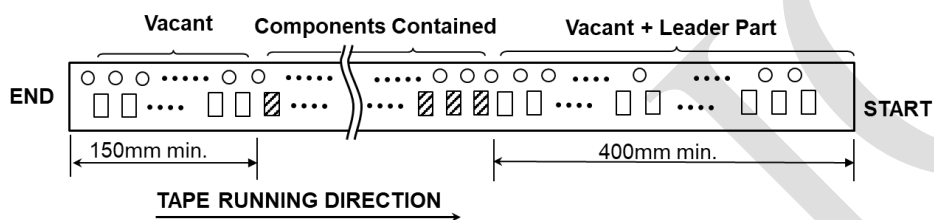
Product date code :

Year	Jan	Feb	Mar	Apr	May	Jun	Jul	Aug	Sep	Oct	Nov	Dec
2022	a	b	c	d	e	f	g	h	j	k	l	m
2023	n	p	q	r	s	t	u	v	w	x	y	z
2024	A	B	C	D	E	F	G	H	J	K	L	M
2025	N	P	Q	R	S	T	U	V	W	X	Y	Z

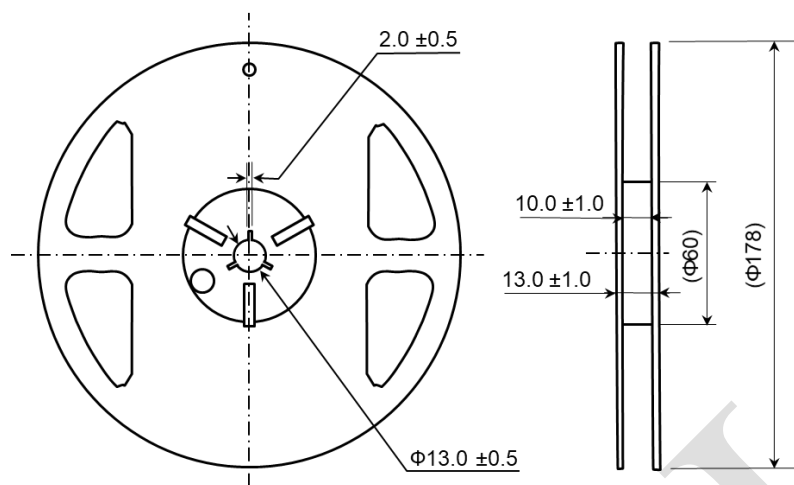
## Tape Information



UNIT: mm



## Reel Information



$\Phi 178$  Reel Dimension

UNIT: mm

### Ordering Code

Part Number	Description
LAS1963A1D-SA	Bulk (few pieces)
LAS1963A1D-MB	Tape & Reel 3,000 pcs/reel
LAS1963A1D-MC	Tape & Reel 10,000 pcs/reel
LAS1963A1D-SZ	EVB

### Revision History

Revision	Date	Description
1.0	May 20, 2022	● Initial release
		●

## Important Notice

The information contained herein is as of the date of issue. The products or all information contained herein is subject to change without notice. Quanzhou Sanan Integrated Circuit Co., Ltd. and subsidiaries (hereinafter referred to as "Sanan") assumes no responsibility for errors or omissions in the information contained herein. Customers should verify the latest relevant information before ordering for Sanan products.

All of the contents may be used only for informational purposes by the customer. The information contained herein or any use of such information or Sanan products does not grant, either expressed or implied, to any party the intellectual property rights, patent rights, licenses and related rights. Sanan assume no responsibility for any damages and defects from the use of the information contained herein. Customers should verify Sanan products in actual condition and operating environment before using.

Sanan products are intended for use in mobile phone, PC, AV equipment, OA equipment, home electric appliances, office equipment, or other general electronic equipment. Sanan products are not warranted or authorized for use as critical components in aircraft, power plant, medical, life-saving, life-sustaining and other high reliability applications which can cause severe damages or personal injury or death.

The scope of the warranty of Sanan products is limited to products alone and Sanan does not assume any responsibility for any damages induced by the failure of the products without the express written agreement of Sanan.

Not to be used, duplicated, reproduced, modified, republished and revealed in whole or in part to others without the express written permission of Sanan.