

# Data Sheet for

## SAW Components

Band 26 Rx

Single Filter



Product ID: LAS0877A16

Date: Mar. 30, 2021

Revision: 1.0

### Features

- ◆ Package Size : 1.1 x 0.9 x 0.5max mm
- ◆ Single-Ended Input and Output
- ◆ Terminating Impedance : 50  $\Omega$
- ◆ Moisture Sensitivity Level 3
- ◆ ESD Sensitive Device

## Electrical Specifications Band 26 Rx Single Filter

Temperature Range for Specification : -30 to +85 °C

Tx to Ant					Min.	Typ.	Max.	Unit
Insertion Loss								
	859	-	894	MHz	-	1.7	3.0	dB
	859	-	894	MHz	-	1.7	2.3 <sup>*1</sup>	dB
	869	-	894	MHz	-	1.7	2.8	dB
Pass Band Ripple								
	859	-	894	MHz	-	0.9	2.0	dB
VSWR								
	859	-	894	MHz	-	1.9	2.2	-
Absolute Attenuation								
	1	-	447	MHz	40	45	-	dB
			45	MHz	50	62	-	dB
	814	-	849	MHz	41	49	-	dB
	849	-	854	MHz	3.0	14	-	dB
	849	-	854	MHz	5.0 <sup>*1</sup>	14	-	dB
	909	-	979	MHz	25	31	-	dB
	979	-	6000	MHz	26	35	-	dB
	1710	-	1785	MHz	40	51	-	dB
	1850	-	1915	MHz	40	53	-	dB
	1920	-	1980	MHz	40	54	-	dB
	2400	-	2500	MHz	35	55	-	dB
	2577	-	2682	MHz	35	52	-	dB
	4900	-	5950	MHz	30	35	-	dB
	6013	-	6258	MHz	20	32	-	dB

\*1: +23 to +27 °C

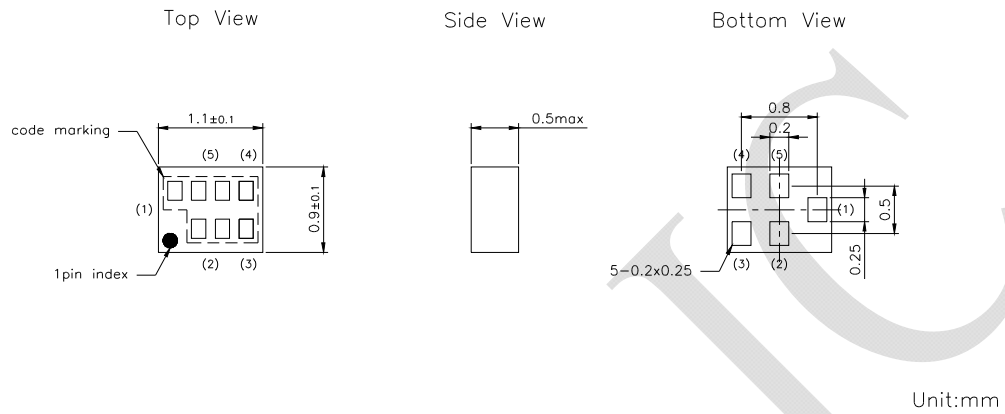
### Maximum Ratings

Item	Rating	Condition / Remark
Storage Temperature	-40 to +85 °C	
DC Voltage	5 V	+25 °C
Input power	+15 dBm	LTE , +55 °C , 2000 h

### Recommended Operating Conditions

Item	Rating	Condition / Remark
Operating Temperature, T <sub>CASE</sub>	-30 to +85 °C	

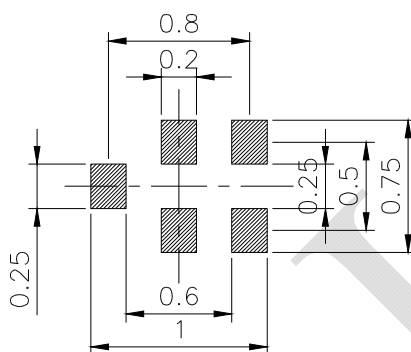
## Package Information



### Pin Configuration

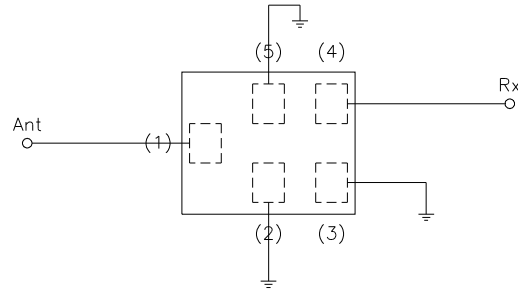
1 : Ant  
 4 : Rx  
 Other : GND

## Land Pattern



Unit:mm

## Application Circuit



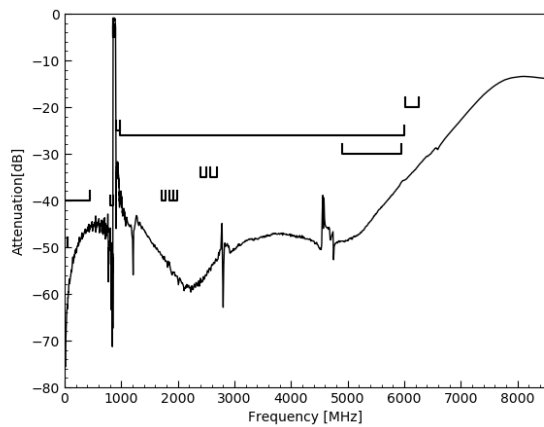
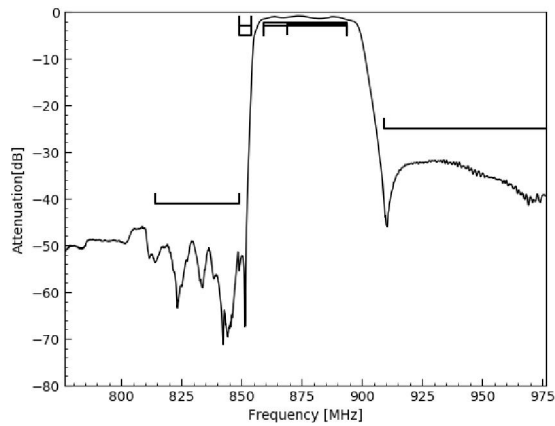
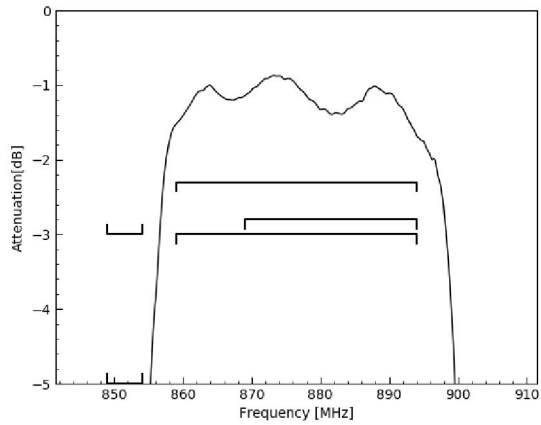
Port	Terminating Z	Matching Component
Ant	50 $\Omega$	
Rx	50 $\Omega$	

For ESD protection, external shunt inductor at all ports is recommended.

Electrical Characteristics

Band 26 Rx Single Filter

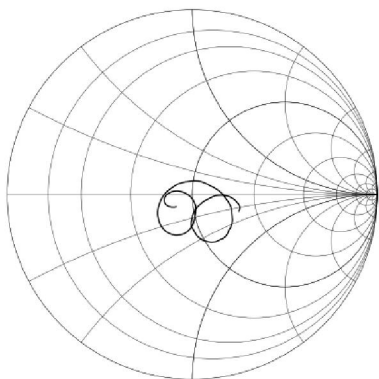
Ant to Rx



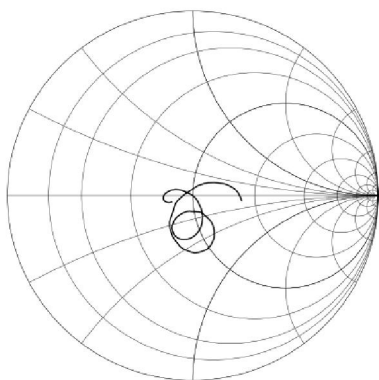
Electrical Characteristics

Band 26 Rx Single Filter

Ant Port Impedance

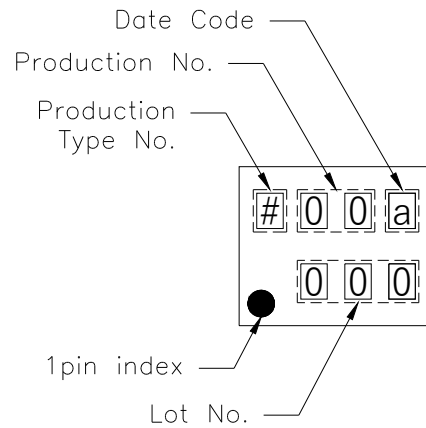


Rx Port Impedance





## Marking Information



Production type No. (S: Sample, P: Production)

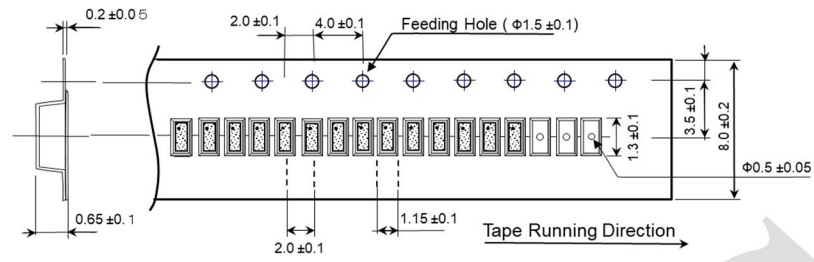
Product No. : 16

Lot No. (Indicated by 0 ~ 9 or A to Z and a to z, except I, O, i, o and l)

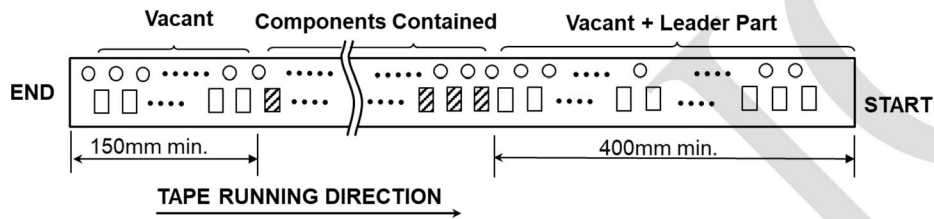
Product date code :

Year	Jan	Feb	Mar	Apr	May	Jun	Jul	Aug	Sep	Oct	Nov	Dec
2021	N	P	Q	R	S	T	U	V	W	X	Y	Z
2022	a	b	c	d	e	f	g	h	j	k	l	m
2023	n	p	q	r	s	t	u	v	w	x	y	z
2024	A	B	C	D	E	F	G	H	J	K	L	M

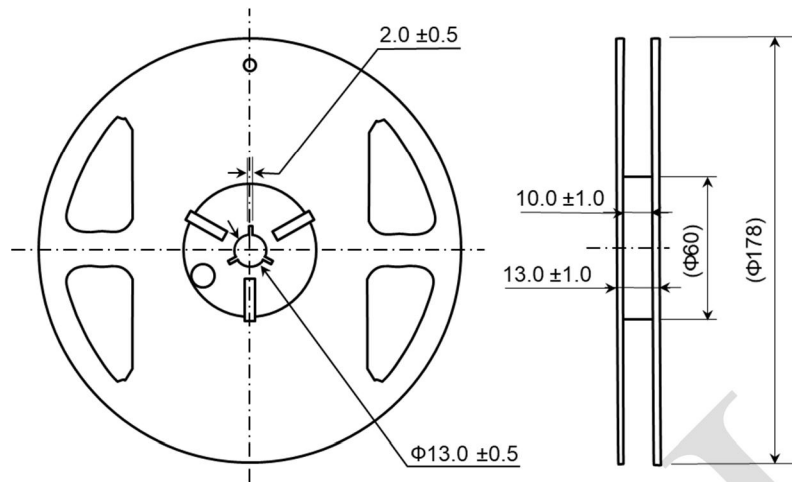
## Tape Information



UNIT: mm



## Reel Information



Φ178 Reel Dimension

UNIT: mm

**Ordering Code**

Part Number	Description
LAS0877A1-SA	Bulk (few pieces)
LAS0877A1-MB	Tape & Reel 3,000 pcs/reel
LAS0877A1-MC	Tape & Reel 10,000 pcs/reel
LAS0877A1-SZ	EVB

### Revision History

Revision	Date	Description
1.0	Mar. 30, 2021	● Initial release

Sanan-IC

## Important Notice

The information contained herein is as of the date of issue. The products or all information contained herein is subject to change without notice. Xiamen Sanan Integrated Circuit Co., Ltd. and subsidiaries (hereinafter referred to as "Sanan") assumes no responsibility for errors or omissions in the information contained herein. Customers should verify the latest relevant information before ordering for Sanan products.

All of the contents may be used only for informational purposes by the customer. The information contained herein or any use of such information or Sanan products does not grant, either expressed or implied, to any party the intellectual property rights, patent rights, licenses and related rights. Sanan assume no responsibility for any damages and defects from the use of the information contained herein. Customers should verify Sanan products in actual condition and operating environment before using.

Sanan products are intended for use in mobile phone, PC, AV equipment, OA equipment, home electric appliances, office equipment, or other general electronic equipment. Sanan products are not warranted or authorized for use as critical components in aircraft, power plant, medical, life-saving, life-sustaining and other high reliability applications which can cause severe damages or personal injury or death.

The scope of the warranty of Sanan products is limited to products alone and Sanan does not assume any responsibility for any damages induced by the failure of the products without the express written agreement of Sanan.

Not to be used, duplicated, reproduced, modified, republished and revealed in whole or in part to others without the express written permission of Sanan.